























Parent Object Type	Parent Object Name
 <b>Sample Reports</b>	
 <b>Sales Reports</b>	
<b>Table: Customer</b>	
 <i>CrossTab.rpt</i>	
Formula	{@Group Footer #1a {Customer.Region} - A_BackgroundColor} {@RecordSelection} {@Rgional total}
GroupField	GroupName ({Customer.City}) GroupName ({Customer.Region})
SummaryField	Sum ({Orders.Order Amount}, {Customer.City}) Sum ({Orders.Order Amount}, {Customer.Region})
 <i>Discount Report.rpt</i>	
Formula	{@Group Footer #1 {Customer.Region} - A_BackgroundColor} {@Order subtotal} {@RecordSelection} {@Rgional total} {@Statement} {@Subtotal Order+tax}
GroupField	GroupName ({Customer.City}) GroupName ({Customer.Customer Name}) GroupName ({Customer.Region})
SummaryField	Sum ({@Order +Tax}, {Customer.Customer Name}) Sum ({@Order +Tax}, {Customer.Region}) Sum ({Orders.Order Amount}, {Customer.Customer Name}) Sum ({Orders.Order Amount}, {Customer.Region})
 <i>Product Details.rpt (Subreport)</i>	
Formula	{@RecordSelection}
GroupField	GroupName ({Customer.Customer Name})
 <i>Employee Performance Report.rpt</i>	
Formula	{@RecordSelection}
GroupField	GroupName ({Customer.City}) GroupName ({Customer.Country}) GroupName ({Customer.Customer Name}) GroupName ({Customer.Region})
SummaryField	Count ({Orders.Order ID}, {Customer.City}) Count ({Orders.Order ID}, {Customer.Country}) Count ({Orders.Order ID}, {Customer.Region}) Sum ({@Late orders}, {Customer.Region})
 <i>SalesRunningTotal.rpt</i>	
RunningTotal	{#CValue}
Sort Field	{Customer.Customer Name}
<b>Table: Employee</b>	
 <i>Employee Performance Report.rpt</i>	
Formula	{@Handled by}
<b>Table: Orders</b>	
 <i>CrossTab.rpt</i>	
Formula	{@Group Footer #1a {Customer.Region} - A_BackgroundColor} {@Rgional total}
SummaryField	Sum ({Orders.Order Amount}, {Customer.City}) Sum ({Orders.Order Amount}, {Customer.Region})



Parent Object Type	Parent Object Name
 <b>Sales Reports</b>	
<b>Table: Orders</b>	
 <i>Discount Report.rpt</i>	
Formula	{@Discount AMt} {@Group Footer #1 {Customer.Region} - A_BackgroundColor} {@Order +Tax} {@Order rating} {@Order subtotal} {@OrderAsPerSubtotal} {@Rgional total} {@Statement}
SummaryField	Sum ({Orders.Order Amount}, {Customer.Customer Name}) Sum ({Orders.Order Amount}, {Customer.Region})
 <i>Product Details.rpt (Subreport)</i>	
Formula	{@Amount} {@Discount AMt} {@RecordSelection}
GroupField	GroupName ({Orders.Order ID})
SummaryField	Sum ({@Amount}, {Orders.Order ID})
 <i>Employee Performance Report.rpt</i>	
Formula	{@RecordSelection} {@Shipped within time}
SummaryField	Count ({Orders.Order ID}, {Customer.City}) Count ({Orders.Order ID}, {Customer.Country}) Count ({Orders.Order ID}, {Customer.Region}) Sum ({@Late orders}, {Customer.Region})
<b>Table: Orders_Detail</b>	
 <i>CrossTab.rpt</i>	
 <i>Discount Report.rpt</i>	
 <i>Product Details.rpt (Subreport)</i>	
Formula	{@Amount}
<b>Table: Product</b>	
 <i>CrossTab.rpt</i>	
 <i>Discount Report.rpt</i>	
Formula	{@RecordSelection}
GroupField	GroupName ({Product_Type.Product Type Name})
 <i>Product Details.rpt (Subreport)</i>	
<b>Table: Product_Type</b>	
 <i>CrossTab.rpt</i>	
 <i>Discount Report.rpt</i>	
Formula	{@RecordSelection}
GroupField	GroupName ({Product_Type.Product Type Name})
 <i>Product Details.rpt (Subreport)</i>	

